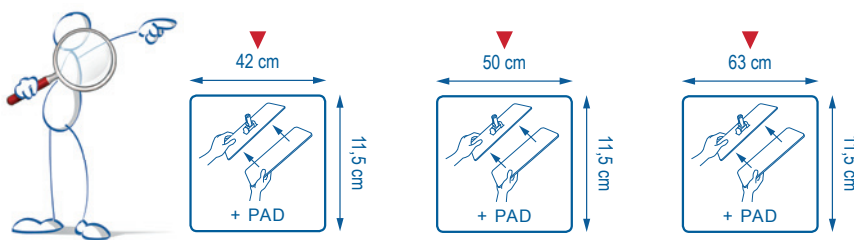




# ULTIMATE *Dispomop*®

MADE IN FRANCE  
PATENT PENDING



SMART TEXTILES





SMART TEXTILES

**ULTIMATE** *Dispomop*<sup>®</sup>

MADE IN FRANCE  
PATENT PENDING

## NEW GENERATION DISPOSABLE MICROFIBER MOP


*Dispomop*<sup>®</sup> has a proven track record as the leading disposable microfiber mop on the market since 2003. To demonstrate its efficiency, *Dispomop*<sup>®</sup> can achieve a 5.6-log reduction in water alone. Simply put, it can eliminate greater than 99.999 % of bacteria from the surface.



So the latest addition, *ULTIMATE Dispomop*<sup>®</sup>, has all the advantages of *Dispomop*<sup>®</sup> plus the patented *ULTIMATE* technology. No need to choose between performance and ergonomics: with more microfiber, the *ULTIMATE* technology boosts efficiency and makes it glide easily over the floor. The front of the mop, with alternating design, removes dirt while the 100 % microfiber rear holds it in and absorbs grease.

*ULTIMATE Dispomop*<sup>®</sup> is manufactured in France, glides more easily, covers larger surfaces and adds colour.

Available in five colours with the choice of blue, yellow, green, red and grey, *ULTIMATE Dispomop*<sup>®</sup> is more advanced, pushing the limits of disposable microfiber in critical areas.



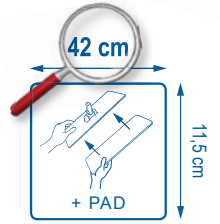
In addition to being manufactured in France, its packaging is just 15 microns and is oxo-biodegradable (something for the environment). Lastly, *ULTIMATE Dispomop*<sup>®</sup> demonstrates versatility as an ideal back-up product in emergencies (infection, if the usual mop strip breaks, etc.) and no particle release thanks to the ultrasonic cutting of its sealed edges.



SMART TEXTILES

# ULTIMATE *Dispomop*®

MADE IN FRANCE  
PATENT PENDING



- 100 881
- 100 882
- 100 883
- 100 884
- 100 880

## TECHNICAL SPECIFICATIONS

80 % microfiber  
(100 % polyester)  
20 % polyamide

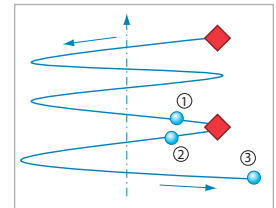


<b>Description:</b>	New generation disposable microfiber mop
<b>Packaging:</b>	Box of 5 bags of 50 Ultimate Dispomop® 1 PAD free in each box of 250 Ultimate Dispomop®
<b>Construction:</b>	Flat Knit
<b>Weight per m²:</b>	180 g
<b>Dry weight:</b>	8 g
<b>Weight when wrung:</b>	20 g
<b>Absorption rate (water):</b>	13 Ultimate Dispomop® for 1/2 L of solution
<b>Finish:</b>	Ultrasonic cutting
<b>Yarn size:</b>	0,56 dTex

### STANDARD EN13697

Approved for disinfection in compliance with standard EN13697

Test carried out with distilled water on *Staphylococcus aureus* in the presence of interferential material.



- Contamination zone
- Samples, COUNT TACT® plates
- Cloth movement
- Direction of movement
- 1st pass

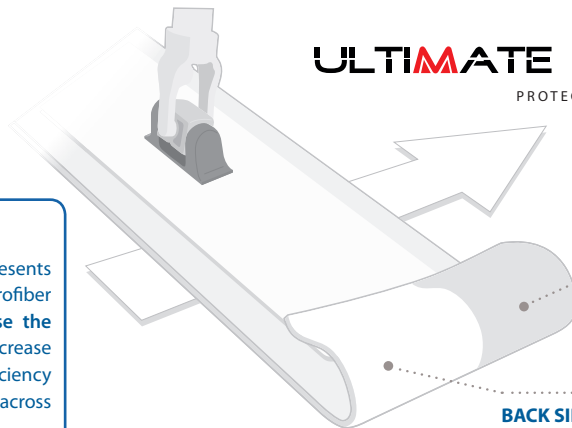


### PATENTED TECHNOLOGY

The **ULTIMATE** technology represents technical advancement in microfiber engineering to simultaneously **increase the proportion of pure microfiber** to increase absorption capacity and cleaning efficiency while **optimizing the ergonomic glide** across the floor surface.

## ULTIMATE TECHNOLOGY

PROTECTED BY PATENT



**FRONT SIDE - INCREASED MECHANICAL ACTION AND GLIDE**  
Alternating weave of microfibers and scrubbing fibers


**BACK SIDE - OPTIMIZED ADSORPTION AND SOIL REMOVAL**  
100% microfiber



ULTIMATE *Dispomop*®



ULTIMATE 3D



ULTIMATE M600



ULTIMATE Dx1



ULTIMATE Duo - grey



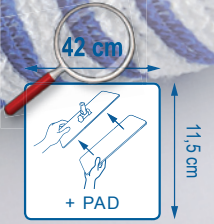
ULTIMATE Duo - white



SMART TEXTILES

ULTIMATE *Dispomop*®

MADE IN FRANCE  
PATENT PENDING



## PROTOCOL

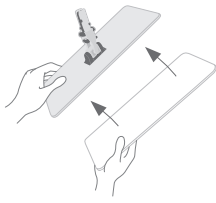


Advanced industries

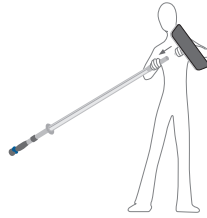


Operating theaters /  
Intensive care units

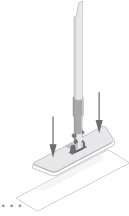
- ① Set the PAD on the frame



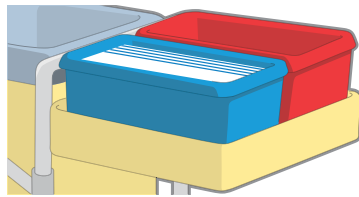
- ② Set the frame with its PAD on the end of the handle



- ③ Place the handle + frame + PAD on the mop on the floor



### Step 1 Prepare the necessary number of Ultimate Dispomop® in the bucket.



### Step 2 Pre-soak the mops as shown in the table below.



1/2 L	1 L	1 L 1/2	2 L	3 L	4 L	8 L
13 mops	26 mops	39 mops	52 mops	78 mops	104 mops	208 mops

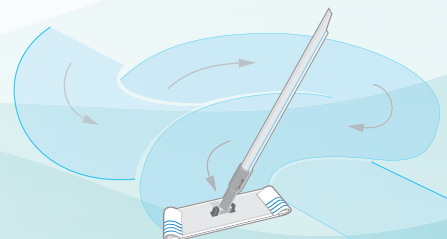
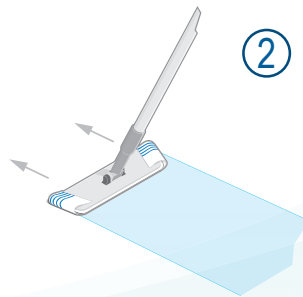
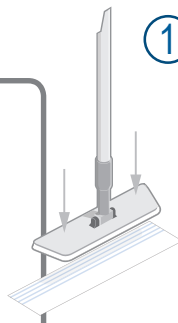
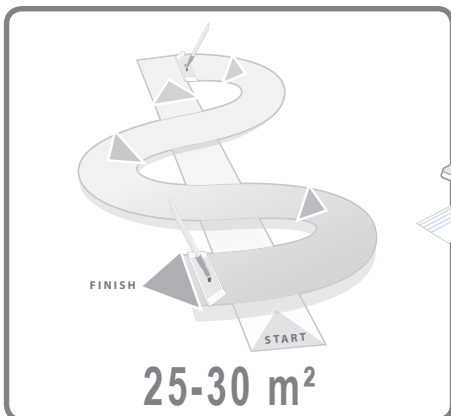
### Step 3 Wash the floors using Ultimate Dispomop®.

⚠ Always sweep the floor before washing.

- ① Place the handle with frame on the mop on the floor

- ② Set up a cleaning reservoir

- ③ Work towards the entrance using the cleaning reservoir

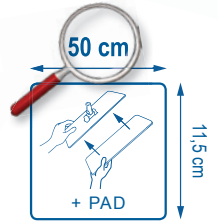




SMART TEXTILES

# ULTIMATE *Dispomop*®

MADE IN FRANCE  
PATENT PENDING



	100 752
	100 753
	100 754
	100 755
	100 751

## TECHNICAL SPECIFICATIONS

80 % microfiber  
(100 % polyester)  
20 % polyamide

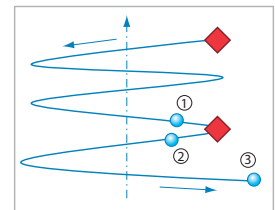


<b>Description:</b>	New generation disposable microfiber mop
<b>Packaging:</b>	Box of 5 bags of 50 Ultimate Dispomop® 1 PAD free in each box of 250 Ultimate Dispomop®
<b>Construction:</b>	Flat Knit
<b>Weight per m²:</b>	180 g
<b>Dry weight:</b>	10 g
<b>Weight when wrung:</b>	23 g
<b>Absorption rate (water):</b>	11 Ultimate Dispomop® for 1/2 L of solution
<b>Finish:</b>	Ultrasonic cutting
<b>Yarn size:</b>	0,56 dTex

### STANDARD EN13697

Approved for disinfection in compliance with standard EN13697

Test carried out with distilled water on *Staphylococcus aureus* in the presence of interferential material.



- Contamination zone
- Samples, COUNT TACT® plates
- Cloth movement
- Direction of movement
- 1st pass

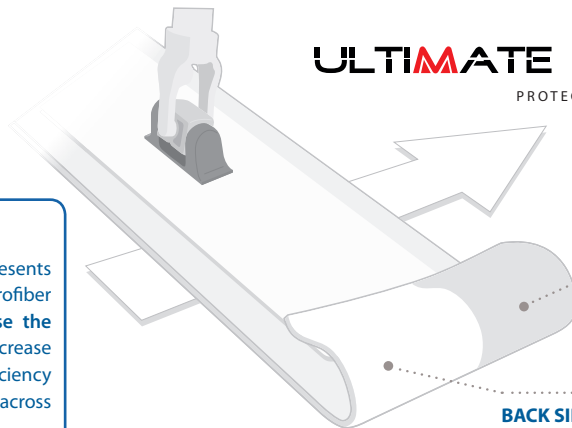


### PATENTED TECHNOLOGY

The **ULTIMATE** technology represents technical advancement in microfiber engineering to simultaneously **increase the proportion of pure microfiber** to increase absorption capacity and cleaning efficiency while **optimizing the ergonomic glide** across the floor surface.

## ULTIMATE TECHNOLOGY

PROTECTED BY PATENT



**FRONT SIDE - INCREASED MECHANICAL ACTION AND GLIDE**  
Alternating weave of microfibers and scrubbing fibers


**BACK SIDE - OPTIMIZED ADSORPTION AND SOIL REMOVAL**  
100% microfiber



ULTIMATE *Dispomop*®



ULTIMATE 3D



ULTIMATE M600



ULTIMATE Dx1



ULTIMATE Duo - grey



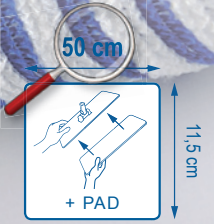
ULTIMATE Duo - white



SMART TEXTILES

**ULTIMATE Dispomop®**

MADE IN FRANCE  
PATENT PENDING



## PROTOCOL

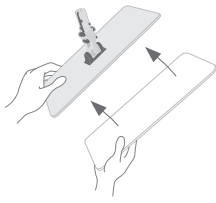


Advanced industries

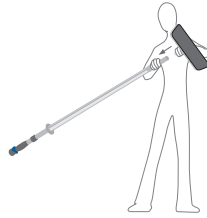


Operating theaters /  
Intensive care units

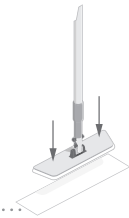
- ① Set the PAD on the frame



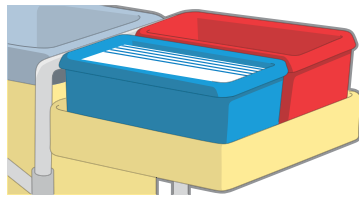
- ② Set the frame with its PAD on the end of the handle



- ③ Place the handle + frame + PAD on the mop on the floor



**Step 1** Prepare the necessary number of Ultimate Dispomop® in the bucket.



**Step 2** Pre-soak the mops as shown in the table below.

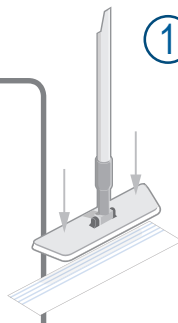


1/2 L	1 L	1 L 1/2	2 L	3 L	4 L	8 L
11 mops	22 mops	33 mops	44 mops	66 mops	88 mops	176 mops

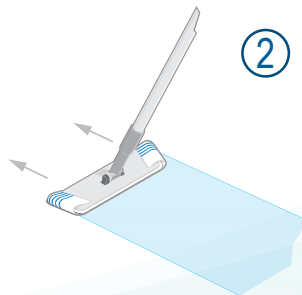
**Step 3** Wash the floors using Ultimate Dispomop®.

⚠ Always sweep the floor before washing.

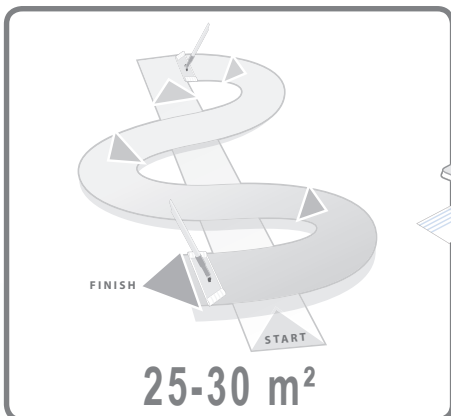
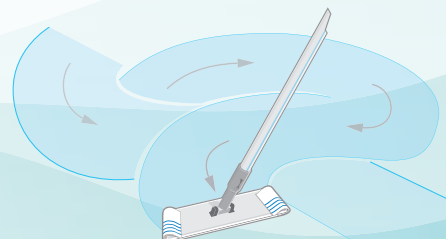
- ① Place the handle with frame on the mop on the floor



- ② Set up a cleaning reservoir



- ③ Work towards the entrance using the cleaning reservoir





SMART TEXTILES

# ULTIMATE *Dispomop*®


MADE IN FRANCE  
PATENT PENDING



	100 886
	100 887
	100 888
	100 889
	100 885

## TECHNICAL SPECIFICATIONS

80 % microfiber  
(100 % polyester)  
20 % polyamide



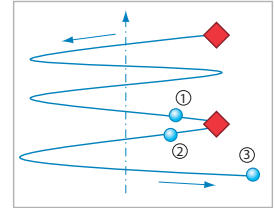
x50

<b>Description:</b>	New generation disposable microfiber mop
<b>Packaging:</b>	Box of 5 bags of 50 Ultimate Dispomop® 1 PAD free in each box of 250 Ultimate Dispomop®
<b>Construction:</b>	Flat Knit
<b>Weight per m<sup>2</sup>:</b>	180 g
<b>Dry weight:</b>	12,5 g
<b>Weight when wrung:</b>	29 g
<b>Absorption rate (water):</b>	8 Ultimate Dispomop® for 1/2 L of solution
<b>Finish:</b>	Ultrasonic cutting
<b>Yarn size:</b>	0,56 dTex

### STANDARD EN13697

Approved for disinfection in compliance with standard EN13697

Test carried out with distilled water on *Staphylococcus aureus* in the presence of interferential material.



- Contamination zone
- Samples, COUNT TACT® plates
- Cloth movement
- Direction of movement
- 1st pass

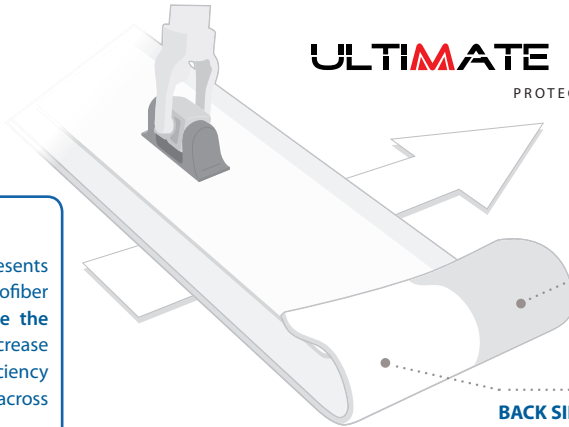


### PATENTED TECHNOLOGY

The **ULTIMATE** technology represents technical advancement in microfiber engineering to simultaneously **increase the proportion of pure microfiber** to increase absorption capacity and cleaning efficiency while **optimizing the ergonomic glide** across the floor surface.

## ULTIMATE TECHNOLOGY

PROTECTED BY PATENT



**FRONT SIDE - INCREASED MECHANICAL ACTION AND GLIDE**  
Alternating weave of microfibers and scrubbing fibers


**BACK SIDE - OPTIMIZED ADSORPTION AND SOIL REMOVAL**  
100% microfiber



ULTIMATE *Dispomop*®



ULTIMATE 3D



ULTIMATE M600



ULTIMATE Dx1



ULTIMATE Duo - grey



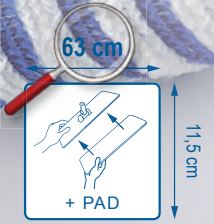
ULTIMATE Duo - white



SMART TEXTILES

**ULTIMATE Dispomop®**

MADE IN FRANCE  
PATENT PENDING



## PROTOCOL

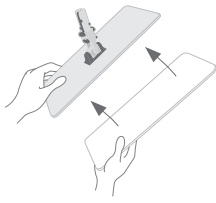


Advanced industries

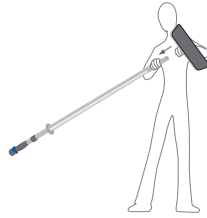


Operating theaters /  
Intensive care units

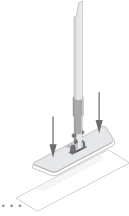
- ① Set the PAD on the frame



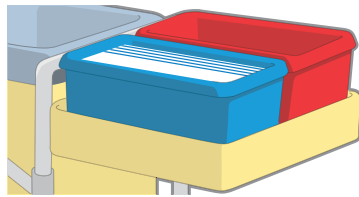
- ② Set the frame with its PAD on the end of the handle



- ③ Place the handle + frame + PAD on the mop on the floor



**Step 1** Prepare the necessary number of Ultimate Dispomop® in the bucket.



**Step 2** Pre-soak the mops as shown in the table below.

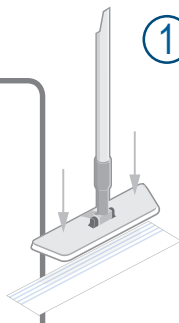


1/2 L	1 L	1 L 1/2	2 L	3 L	4 L	8 L
8 mops	16 mops	24 mops	32 mops	48 mops	64 mops	128 mops

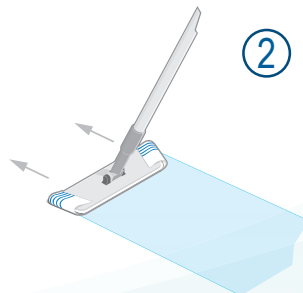
**Step 3** Wash the floors using Ultimate Dispomop®.

⚠ Always sweep the floor before washing.

- ① Place the handle with frame on the mop on the floor



- ② Set up a cleaning reservoir



- ③ Work towards the entrance using the cleaning reservoir

