

HLD  
CLEAN  
CONSULT

**hld**

**YOUR SWISS PARTNER**



HLD Clean Consult SA  
Champs Montants 14 b  
CH-2074 Marin



+41 32 755 73 53



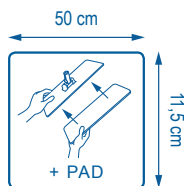
+41 32 755 73 55



info@hld.ch

# ULTIMATE 3D<sup>+</sup>

 MADE IN EUROPE  
PATENT PENDING



SMART TEXTILES






SMART TEXTILES

ULTIMATE 3D<sup>+</sup>

MADE IN EUROPE  
PATENT PENDING

## NEW GENERATION SHORT LIFE MICROFIBER MOP

*Dispomop*<sup>®</sup> 3D, its big sister, is a fighter plane that removes greater than 99.99 % of bacteria from your surfaces (reduction of more than 4 logs). No, you're not seeing things, it's the patented French technology that makes it possible to clean floors with water alone (tested and approved in accordance with the chemical-free food-processing standard *EN 13697*). Its 50-wash life is guaranteed under the most extreme conditions (use with bleach, high washing or drying temperature, etc.).



The latest addition, *ULTIMATE 3D*<sup>+</sup> therefore has all the advantages of *Dispomop*<sup>®</sup> 3D plus the patented *ULTIMATE* technology. No need to choose between performance and ergonomics: with more microfiber, the *ULTIMATE* technology boosts efficiency and makes it glide easily over the floor. The front of the mop, with alternating design, removes dirt while the 100 % microfiber rear holds it in and absorbs grease.

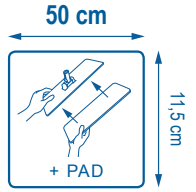
*ULTIMATE 3D*<sup>+</sup> is manufactured in France, glides more easily, covers larger surfaces and adds colour. In addition to the four standard colours with the choice of blue, yellow, green and red, there is the *ULTIMATE* version in grey.

*ULTIMATE 3D*<sup>+</sup> is more advanced, pushing the limits of disposable microfiber in critical areas.



Lightweight (22g) and ergonomic, *ULTIMATE 3D*<sup>+</sup> reduces water consumption, chemical use, laundry use and waste all at the same time. A real ally for sustainable development.

The cherry on the cockpit: it's 100 % polyester making *ULTIMATE 3D*<sup>+</sup> recyclable. On your trolley, *ULTIMATE 3D*<sup>+</sup> is stealthy with minimal bulk: you just need a bucket generally used for cloths.



- 101 065
- 101 066
- 101 067
- 101 068
- 101 064

## TECHNICAL SPECIFICATIONS

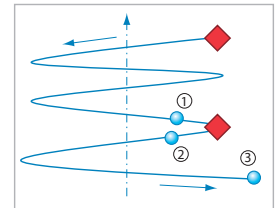
80 % microfiber  
(100 % polyester)  
20 % polyester

X50  
 60°C  
 NO SOFTENER  
 x25

### STANDARD EN13697

Approved for disinfection in compliance with standard EN13697

Test carried out with distilled water on *Staphylococcus aureus* in the presence of interferential material.



- Contamination zone
- Samples, COUNT TACT<sup>®</sup> plates
- Cloth movement
- Direction of movement
- 1st pass

**Description:** New generation short life microfiber mop

**Packaging:** Box of 4 bags of 25 Ultimate 3D<sup>+</sup>  
2 PADS free in each box

**Construction:** Warp knitting + nonwoven polyester + Velcro backing

**Weight per m<sup>2</sup>:** 180 g

**Dry weight:** 22 g

**Weight when wrung:** 50 g

**Absorption rate (water):** 5 Ultimate 3D<sup>+</sup> for 1/2 L of solution

**Finish:** Ultrasonic cutting

**Yarn size:** 0,56 dTex

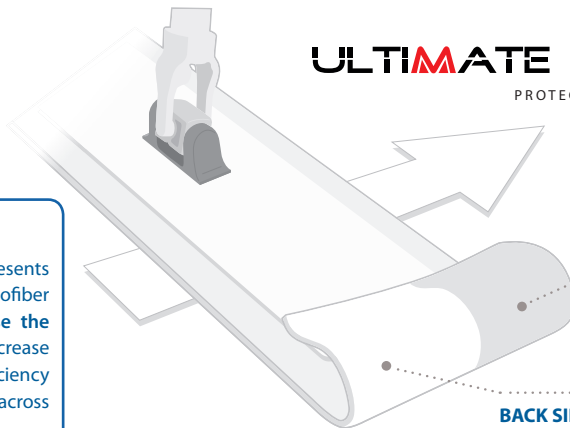


### PATENTED TECHNOLOGY

The **ULTIMATE** technology represents technical advancement in microfiber engineering to simultaneously **increase the proportion of pure microfiber** to increase absorption capacity and cleaning efficiency while **optimizing the ergonomic glide** across the floor surface.

## ULTIMATE TECHNOLOGY

PROTECTED BY PATENT



**FRONT SIDE - INCREASED MECHANICAL ACTION AND GLIDE**  
Alternating weave of microfibers and scrubbing fibers


**BACK SIDE - OPTIMIZED ADSORPTION AND SOIL REMOVAL**  
100% microfiber



ULTIMATE Dispomop<sup>®</sup>



ULTIMATE 3D<sup>+</sup>



ULTIMATE M600




ULTIMATE Dx1



ULTIMATE Duo-grey



ULTIMATE Duo-white



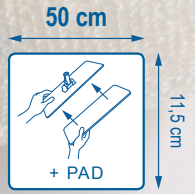
ULTIMATE DeLux



SMART TEXTILES

# ULTIMATE 3D<sup>+</sup>

MADE IN EUROPE  
PATENT PENDING



## PROTOCOL

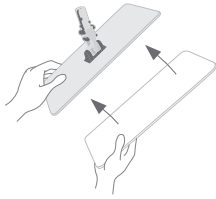


Operating theaters /  
Intensive care units

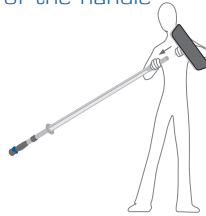


Healthcare

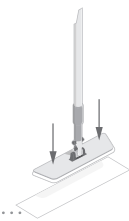
- ① Set the PAD on the frame



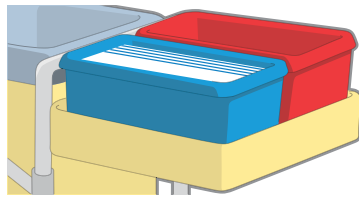
- ② Set the frame with its PAD on the end of the handle



- ③ Place the handle + frame + PAD on the mop on the floor



### Step 1 Prepare the necessary number of Ultimate 3D<sup>+</sup> in the bucket.



### Step 2 Pre-soak the mops as shown in the table below.



1/2 L	1 L	1 L 1/2	2 L	3 L	4 L	8 L
5 mops	10 mops	15 mops	20 mops	30 mops	40 mops	80 mops

### Step 3 Wash the floors using Ultimate 3D<sup>+</sup>.

⚠ Always sweep the floor before washing.

- ① Place the handle with frame on the mop on the floor

- ② Set up a cleaning reservoir

- ③ Work towards the entrance using the cleaning reservoir

